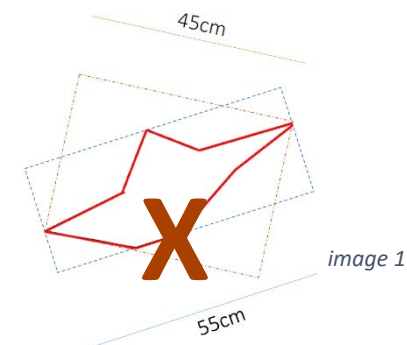


EEE measurement methodology and examples

The European Commission addresses some measurement problems in the WEEE2 FAQ⁴ document advising to draw a box around the EEE. However, this approach, although simple, may cause misinterpretations (see image on the right, where different boxes may lead to different external dimensions).



Therefore, EWRN recommends the following measurement methodology:

As a general rule EWRN proposes that the external dimensions of an EEE shall be measured in a status ready for use but without parts and accessories⁵ such as hoses, tubes and cables. **Power cables**, fixed or detachable, are also not measured with the EEE. If the EEE has **fixed retractile or foldable parts** (e.g. antennas or articulated arms) it shall be wrapped in its most compact form in order to minimize the impact on the measurement.

Example: **radio with long retractable antenna, household water kettle with long flexible cable. These EEE are small equipment in category 5 if the EEE is not larger than 50 cm, even when the extracted antenna or flexible power cable would be 100 cm long.**

How to gather dimension-data?

(1) Manufacturer's dimensions are available

EEE dimensions provided in manufacturer's specifications (for **rectangular equipment**: *height, width and depth*; for **round equipment**: *diameter*) are generally sufficient to determine whether the EEE is large or small equipment. Packaging dimensions shall not be considered.


(2) Manufacturer's dimensions are not available or helpful

The largest external dimension of the EEE can be found using the recommended measurement methodology of EWRN, above. If the largest dimension is more than 50 cm the EEE is **large equipment**. If the largest dimension is less than or equal 50 cm the EEE is **small equipment**. For the majority of EEE this procedure provides the desired dimensions easily. In case of **rectangular equipment** the *largest height, width or depth of the EEE is relevant*. For **round equipment** the *largest diameter* is applicable. Examples can be found on page 7 below.


⁴ Frequently Asked Questions on Directive 2012/19/EU, Q 5.2, page 15 regarding Article 5 (2)(c) WEEE2 for very small equipment up to 25 cm

⁵ If such parts or accessories are EEE themselves they require to be measured individually.

Measurement examples



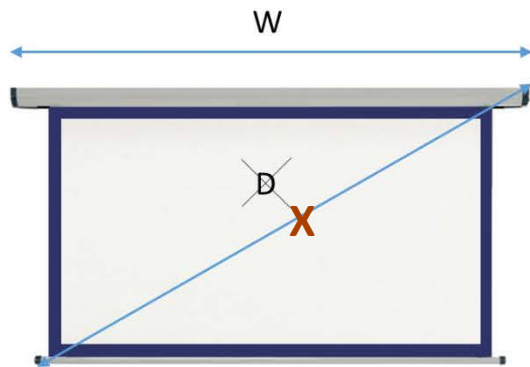
Tower PC
External dimension:
the larger value of H or W



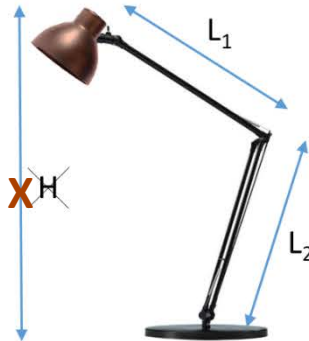
Round equipment
External dimension:
diameter D



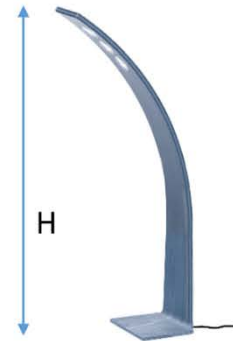
LED colour organ
External dimension:
value H



Motorised projector surface
External dimension:
value of W, (not value D)



Luminaire (articulated)
External dimension:
the larger value of L_1 or L_2 ,
(not value H)



Luminaire (not flexible)
External dimension:
value of H



Vacuum cleaner
External dimension:
value of H (without hose
and floor head)