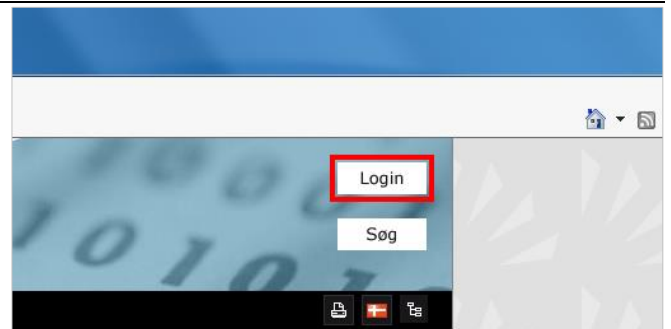


Open www.dpa-system.dk in your browser.

Click on Login



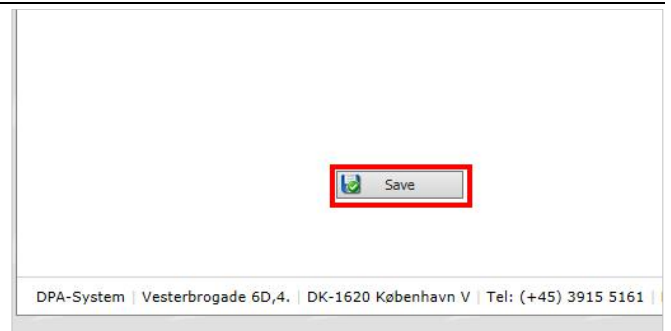
Click on the link **Register producer or importer**



Click on the input field **Submit e-mail**

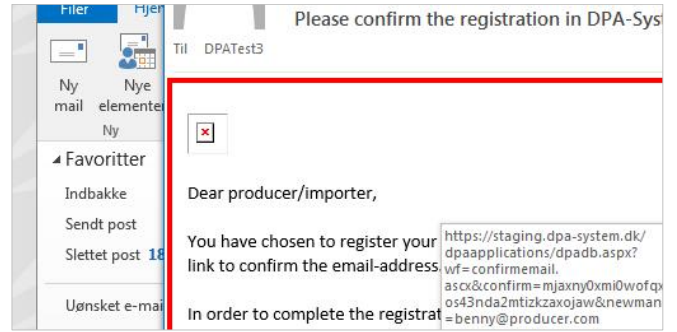


Click on the button **Save**



Open mail from DPA-System.

Click on **Click here to complete the registration.**



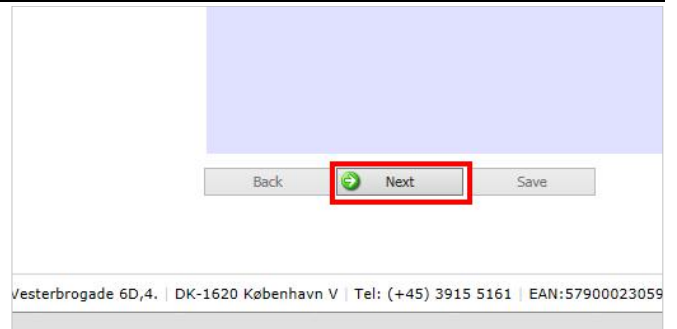
Click on the combo box **Country**



Click on an option from the list



Click on the button **Next**



Click on the input field **CVR/VAT nr.**



Enter Company data.

European companies without a Danish CVR/VAT number must appoint an authorized representative with the registration.

Step 2 of 2 : Producer

* CVR/VAT no. 99999999809

* Company name

* Address

* Zip code / City

* Webaddress

Click on the button **Save**

* Contact person, Firstname Benny

* Contact person, Lastname Jensen

* Contact person, Email Benny@producer.com

Back Next **Save**

4. | DK-1620 København V | Tel: (+45) 3915 5161 | EAN:5790002305924 | info@dpa-syst

Click on the button **PDF**

Contact email Cont

Contact phone 1234

Contact person, Firstname Benr

Contact person, Lastname Jens

Contact person, Email Benr

Exit **PDF**

Vesterbrogade 6D,4. | DK-1620 København V | Tel: (+45) 3915 5161 | EAN:57900023059

Click on the button **Åbn** (Open).

3915 5161 | EAN:5790002305924 | info@dpa-system.dk | CVR: 29028842

KB) fra staging.dpa-system.dk? **Åbn** Gem Annuller

Click on the button **Udskriv...** (Print).

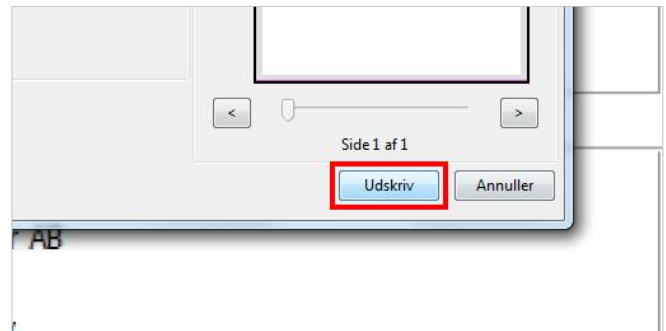
06cb5e7e-cc8f-4e0e-92bb-72b939e7dfac.pdf - Adobe Acrobat Reader DC

Filer Rediger Vis Vindue Hjælp

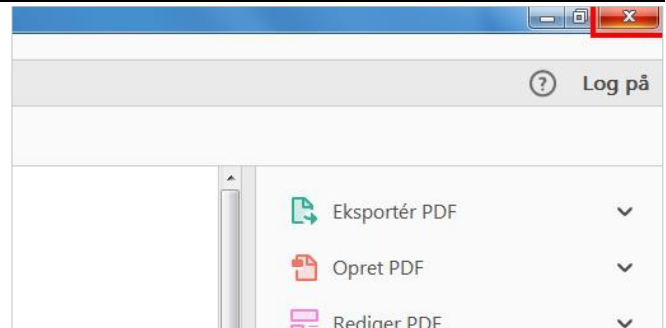
Startside Værktøjer 06cb5e7e-cc8f-4e00... ×

1 / 1

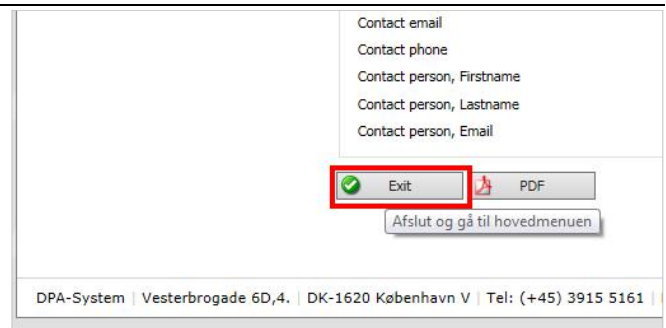
Click on the button **Udskriv** (Print).



Click on the button **Luk** (Close window).



Click on the button **Exit**



When the company data has been entered and printed, the authorized representative of the foreign company will be appointed.

Click on the input field **CVR/VAT no.**

Enter Danish CVR no. And press the button to the right. Once all information is filled pre
A request for appointment as the authorized representative will now be sent to the speci
or decline. If you have not already made contact with the authorized representative, ple
agreement.

Authorized representative

* CVR/VAT no. [Get data](#)

Company name

Address

Zip code / City

Enter CVR/VAT no. of the Authorized representative.

Enter Danish CVR no. And press the button to the right. Once all information is filled pre
A request for appointment as the authorized representative will now be sent to the speci
or decline. If you have not already made contact with the authorized representative, ple
agreement.

Authorized representative

* CVR/VAT no. [Get data](#)

Company name

Address

Zip code / City

Click on the button **Get data**

And press the button to the right. Once all information is filled press SAVE.

ent as the authorized representative will now be sent to the specified e-mail, the recipient can not already made contact with the authorized representative, please make contact in order to

Authorized representative

29028842 x **Get data**

Click on the button **Save**

Protected against Advertising

Save

Vesterbrogade 6D,4. | DK-1620 København V | Tel: (+45) 3915 5161 | EAN:57900023059

Click on the button **Back**

Protected against Advertising

Back **Delete**

DPA-System | Vesterbrogade 6D,4. | DK-1620 København V | Tel: (+45) 3915 5161

Click on the categories relevant for the company.

ment (WEEE), batteries (BAT) and/or vehicles (ELV) which the company
ish market.

	Household	Business
	<input checked="" type="checkbox"/>	<input type="checkbox"/>
	<input type="checkbox"/>	<input type="checkbox"/>
	<input type="checkbox"/>	<input type="checkbox"/>
	<input type="checkbox"/>	<input type="checkbox"/>

Click on the button **Next**

10. Automatic dispensers

ELV (items)

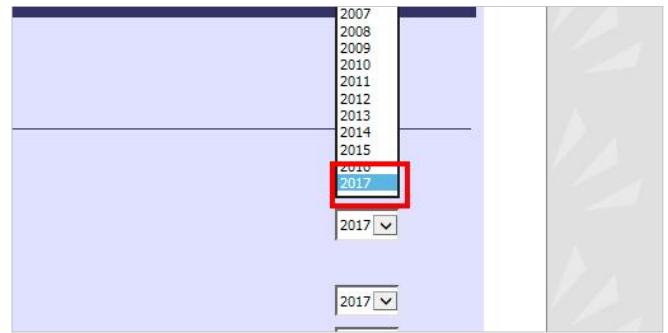
Passenger vehicles

Light goods vehicles

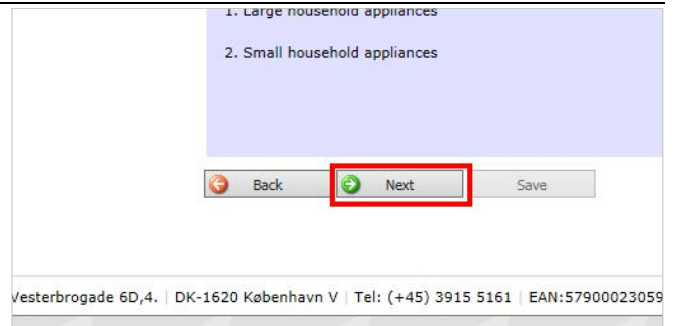
Next

Vesterbrogade 6D,4. | DK-1620 København V | Tel: (+45) 3915 5161 | EAN:57900023059

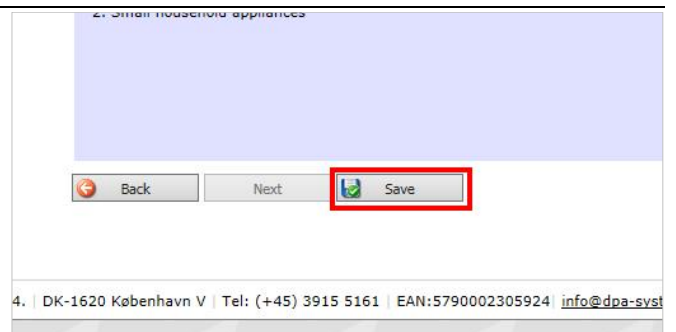
Select the first active year for the individual categories.



Click on the button **Next**



Click on the button **Save**



Click on the link **Click here »**



The company has now been created and the relevant categories have been registered. Before the company can be approved, the authorized representative must accept to represent the company and the company must sign the registration. When DPA-System receives the signed registration, the new manufacturer will be approved by DPA-System.